



Programma FLY

Laccato satinato

Satin lacquer
Laqué satiné
Lacado satinado
Lack satiniert

Laccato lucido

Gloss lacquer
Laqué brillant
Lacado brillante
Lack Hochglanz

Laccato raw poro aperto

Raw open-pore lacquer
Laqué raw à pores ouverts
Lacado raw a poro abierto
Offenporige Lackausführung Raw

Rovere raw

Raw oak
Chêne raw
Roble raw
Eiche Raw

Legni custom/bilia

Custom/grain matched wood
Bois Custom veines même aspect
Maderas Custom/en paquete
Holz Custom/mit gleichf. Maserung

Resina cemento

Cement-effect resin
Résine aspect ciment
Resina cemento
Kunstharz in Zementoptik

































laccato - lacquered - laqué - lacado - Lackausführung

satinato: satin - satiné - mate - Satiniert / lucido: gloss - brillant - brillante - Hochglanz / raw poro aperto: raw open-pore - raw pores ouverts - raw a poro abierto - Ausführung "raw" offenporig

satinato lucido						
	bianco SBI LBI	bianco snow SBW LBW	corda SCO LCO	fokus sale SFS LFS	sabbia amande SAS LSA	tortora STO LTO
satinato lucido						
	vapore SVP LVP	beige tornabuoni SBV LBV	conchiglia SCN LCN	ecru caramel SEC LEC	fokus rena SFR LFR	melanzana SME LME
satinato lucido						
	atmosfera SAT LAT	marrone noisette SMN LMN	fokus roccia SFO LFO	terra amazon STA LTA	nuvola SNU LNU	grigio steel SGT LGT
satinato lucido						
	grigio perla SGR LGR	ghiaccio SGH LGH	grigio smoke SGS LGS	grigio pietra chiara SGP LPG	grey calm SFG LFG	grigio cendre SGC LGE
satinato lucido						
	fokus piombo SFP LFP	amber SFA LFA	dark depth SFD LFD	grigio bluestone SGB LGB	nero SNE LNE	panna SPA LPA
satinato lucido						
	orzo SGO LGO	oca SOC LOC	peperone SPG LGP	mandarino SMA LMA	rosso SRO LRO	mattone SGM LGM
satinato lucido						
	bordeaux SRB LBX	prugna SPR LPR	verde fieno SVF LVF	verde oliva SVL LVL	verde lime SVE LVE	azzurro SAZ LAZ
satinato lucido						
	verde balsamo SVB LVB	blu notte SBN LBN	blu scuro SSB LBS	nero greco SFN LFN	royal grey SFB LFB	stone grey SFH LFH
satinato lucido						
	colore a campione S99 L99					

laccato raw poro aperto - raw open-pore lacquer - laqué raw à pores ouverts - lacado raw a poro abierto - Offenporige Lackausführung Raw

poro aperto - open-pore - pores ouverts - poro abierto - offenporig

poro aperto	 bianco RBI	 bianco snow RBW	 corda RCO	 fokos sale RFS	 sabbia amande RSA	 tortora RTO
poro aperto	 vapore RVP	 beige tornabuoni RBV	 conchiglia RCN	 ecru caramel REC	 fokos rena RFR	 melanzana RME
poro aperto	 atmosfera RAT	 marrone noisette RMN	 fokos roccia RFO	 terra amazzon RTZ	 nuvola RNU	 grigio steel RGT
poro aperto	 ghiaccio RGH	 grigio smoke RGS	 grigio pietra chiara RPC	 grey calm RFG	 grigio cendre RGE	 fokos piombo RFP
poro aperto	 amber RFA	 dark depth RFD	 grigio bluestone RGB	 nero RNE	 nero greco RFN	 royal grey RFB
poro aperto	 stone grey RFH	 colore a campione R99				

rovere raw - raw oak - chêne raw - roble raw - Eiche Raw



rovere carbone

RD1



rovere fumo

RD7



rovere cuoio

RD3



rovere ossidato

RD5



rovere cenere

RD4




rovere puro

RD6



rovere caffè

RD8



rovere brown

R01



rovere cortina


R06

legni bilia - grain matched wood - bois veines même aspect - maderas en paquete - Holz mit gleichförmiger Maserung



ebano

TLE




salice mississippi

TLS



noce canaletto

TLN



palissandro

TEO

legni custom - custom wood - bois custom - maderas Custome - Holz Custom



legni custom

TLC

Personalizzazione anta su campione fornito dal cliente
 Door customised in compliance with customer's sample
 Personnalisation de la porte sur échantillon fourni par le client
 Personalización de puerta a partir de muestra entregada por el cliente
 Individuelle Gestaltung der Tür laut Muster des Kunden

resina cemento - cement-effect resin - résine aspect ciment - resina cemento - Kunstharz in Zementoptik



bianco

TRB



grigio cemento

TRC



beige tornabuoni

TRV



cendre

TRD




antracite

TRA




nero

TRN




ivory

TRI




silver

TRS



plumb


TRP



amber

TRX


finitura SCOCCA - carcasses - finition caisson - acabado estructura - Korpusinnenseite



grigio texture

finitura scocca con supplemento di prezzo


carcasses available with a surcharge - finition caisson avec supplément - acabado estructura con recargo - Korpusinnenseite mit Preiszuschlag



lava



eucalipto



riace

I Anta laccato satinato: anta spessore 29 mm. realizzata con pannello mdf laccato satinato su fondo poliestere.

Anta laccato lucido: anta spessore 29 mm. realizzata con pannello mdf laccato lucido su fondo poliestere.

Anta laccato poro aperto: anta spessore 29 mm. realizzata con pannello di particelle di legno a bassa emissione di formaldeide (classe E1) rivestito con piallaccio di rovere, bordato legno su quattro lati e laccato.

Anta rovere raw: anta spessore 29 mm. realizzata con pannello di particelle di legno a bassa emissione di formaldeide (classe E1) rivestito con piallaccio di rovere, bordato legno su quattro lati e verniciato con tinte a base di oli naturali.

Anta legni custom: anta spessore 29 mm. realizzata con pannello di particelle di legno a bassa emissione di formaldeide (classe E1) rivestito con piallaccio di legno.

Anta resina cemento: anta spessore 29 mm. realizzata con pannello mdf a bassa emissione di formaldeide (classe E1) ricoperto con più mani di resina (biomalta).

GB Satin lacquered door: 29-mm thick door made from an MDF panel with a satin lacquered finish on a polyester base.

Gloss lacquered door: 20-mm thick door made from an MDF panel with a gloss lacquered finish on a polyester base.

Open-pore lacquered door: 29-mm thick door made of wood particleboard with a low formaldehyde emission (class E1), oak veneered and edged with wood on four sides and lacquered.

Raw oak door: 29-mm thick door made of wood particleboard with a low formaldehyde emission (class E1) oak veneered and edged with wood on four sides and varnished with natural oil-based shades.

Custom wood door: 29-mm thick door made of veneered wood particleboard with a low formaldehyde emission (class E1).

Cement-effect resin door: 29-mm thick door made of MDF with a low formaldehyde emission (class E1) covered with various coats of resin (bio-mortar).

F Porte laquée satinée : porte de 29 mm d'épaisseur, réalisée avec un panneau en MDF laqué satiné sur support polyester.

Porte laquée brillante : porte de 29 mm d'épaisseur, réalisée avec un panneau en MDF laqué brillant sur support polyester.

Porte laquée à pores ouverts : porte de 29 mm d'épaisseur, réalisée avec un panneau de particules à basse teneur en formaldéhyde (classe E1) revêtu d'un placage chêne avec quatre chants en bois et laqué.

Porte en chêne raw : porte de 29 mm d'épaisseur, réalisée avec un panneau de particules à basse teneur en formaldéhyde (classe E1) revêtu d'un placage chêne avec quatre chants en bois et verni avec des teintés à base d'huiles naturelles.

Porte en bois custom: porte de 29 mm d'épaisseur, réalisée avec un panneau de particules à basse teneur en formaldéhyde (classe E1) revêtu d'un placage bois.

Porte en résine aspect ciment : porte de 29 mm d'épaisseur, réalisée avec un panneau en MDF à basse teneur en formaldéhyde (classe E1) recouvert de plusieurs couches de résine (bio-mortier).

E Puerta lacada satinada: puerta de 29 mm de grosor realizada con tablero de MDF lacado satinado sobre sustrato de poliéster.

Puerta lacada brillante: puerta de 29 mm de grosor realizada con tablero de MDF lacado brillante sobre sustrato de poliéster.

Puerta lacada a poro abierto: puerta de 29 mm de grosor realizada con tablero de aglomerado de madera con baja emisión de formaldehído (clase E1) chapado en roble y canteado 4 lados en madera y lacado.

Puerta de roble raw: puerta de 29 mm de grosor realizada con tablero de aglomerado de madera con baja emisión en formaldehído (clase E1) chapado en roble, canteado 4 lados en madera y barnizado a base de aceites naturales.

Puerta de madera custom: puerta de 29 mm de grosor realizada con tablero de aglomerado de madera con baja emisión en formaldehído (clase E1) chapado en madera.

Puerta de resina cemento: puerta de 29 mm de grosor realizada con tablero de MDF con baja emisión en formaldehído (clase E1) recubierto con varias capas de resina (bio-mortero).

D Tür in Lack satiniert: Tür Stärke 29 mm, hergestellt aus einer MDF-Platte in Ausführung Lack satiniert auf Polyesterbasis.

Tür in Lack Hochglanz: Tür Stärke 29 mm, hergestellt aus einer MDF-Platte in Ausführung Lack Hochglanz auf Polyesterbasis.

Tür in offenporiger Lackausführung: Tür Stärke 29 mm, hergestellt aus einer Holzspanplatte mit niedriger Formaldehydabgabe (Klasse E1) mit Beschichtung in Eichenfurnier, alle vier Kanten aus Holz, mit Lackierung.

Tür in Eiche Raw: Tür Stärke 29 mm, hergestellt aus einer Holzspanplatte mit niedriger Formaldehydabgabe (Klasse E1) mit Beschichtung in Eichenfurnier, alle vier Kanten aus Holz, Lackierung mit Farben auf Naturölbasis.

Tür in Holz Custom: Tür Stärke 29 mm, hergestellt aus einer Holzspanplatte mit niedriger Formaldehydabgabe (Klasse E1) mit Beschichtung in Holzfurnier.

Tür in Kunstharz in Zementoptik: Tür Stärke 29 mm, hergestellt aus einer MDF-Platte mit niedriger Formaldehydabgabe (Klasse E1), die mehrere Harzschichten (Biomörtel) aufweist.